

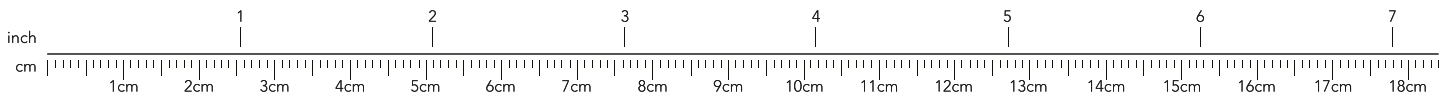
If you do not remember your finger size or if you do not have a ring sizer to measure it, you can measure the circumference of the finger on which you wish to wear the jewel or, alternatively, determine the right size using another ring as reference.

Take a flexible tape meter and wrap it around the finger on which you wish to wear your Marco Bicego ring. We advise also to measure your knuckle: in this way you will be able to identify the size allowing you to put the ring on and take it off more easily. Alternatively you can wrap a cord or ribbon around the base of your finger, always taking into account the size of your knuckle. With a pen, mark the point where the cord ends and measure the same cord with a ruler, or print the one you find on this page.

Depending on the type of ring, it might not be possible to produce certain sizes. For more information or customized sizes, do not hesitate to contact our Customer Care service.



FINGER CIRCUMFERENCE	RING SIZE		
	cm / inches	IT	EU
4,7 / 1,85	7	47	4
4,8 / 1,88	8	48	4 ½
4,9 / 1,92	9	49	5
5 / 1,96	10	50	5 ¼
5,1 / 2	11	51	5 ½
5,2 / 2,04	12	52	6
5,3 / 2,08	13	53	6 ½
5,4 / 2,12	14	54	6 ¾
5,5 / 2,16	15	55	7
5,6 / 2,20	16	56	7 ½
5,7 / 2,24	17	57	8
5,8 / 2,28	18	58	8 ¼
5,9 / 2,32	19	59	8 ¾
6 / 2,36	20	60	9 ¼
6,1 / 2,40	21	61	9 ½
6,2 / 2,44	22	62	10
6,3 / 2,48	23	63	10 ¼
6,4 / 2,51	24	64	10 ¾



If you decide to take the measurement by printing the provided ruler, we recommend adjusting the "print settings" before printing out our Size Guide to ensure the correct measurements. To that purpose, go to print settings and make sure the "page scale" box is unchecked before printing. To check the accuracy of your printout, position a credit card under the line. The scale is correct if the credit card and line length match.



PLACE YOUR CREDIT CARD HERE

If it is not possible to measure your finger with the tape, you can measure the internal diameter of an existing ring that fits you well. A wedding band ring or alternatively a ring with a maximum height of 4 mm is ideal. After printing the page below, making sure that your scale is set to 100% in printer settings, the inside of the ring should exactly match with the inner circle. If your ring appears to be in between two sizes, it is preferable to select the larger one. Depending on the type of ring, it might not be possible to produce certain sizes. For more information or customized sizes, do not hesitate to contact our Customer Care service.

7**8****9****10****11****12****13****14****15****16****17****18****19****20****21****22****23****24**

BRACELET

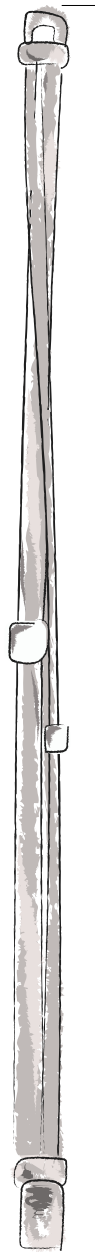
SIZE GUIDE

MARCO BICEGO

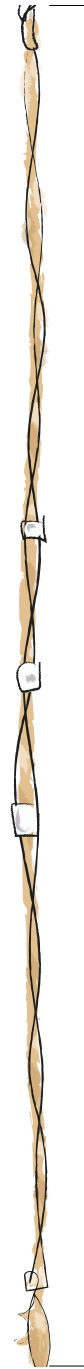
Most of our bracelets fit a wrist size ranging from 16.5 cm (6.5 in) to 17.5 cm (6.9 in) in circumference. To ensure that our standard size is suitable for you, check your wrist length by using a tape measure, or the ruler given below.

All Marco Bicego jewelry is handcrafted by our Master Artisans, which may affect the length; hence, there might be a slight difference from the indicated length. Kindly note we have a tolerance of +/- 2 mm.


For more information or customized sizes, do not hesitate to contact our Customer Care service.



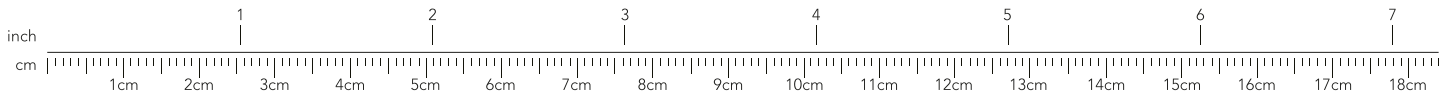
16,5 cm / 6,5 inches



18 cm / 7 inches



18,5 cm / 7,3 inches



Before printing the provided ruler, assure that your scale is set to 100% in printer settings. To check that the format is in the correct scale, you can place your credit card. If the length corresponds, the format is correct.



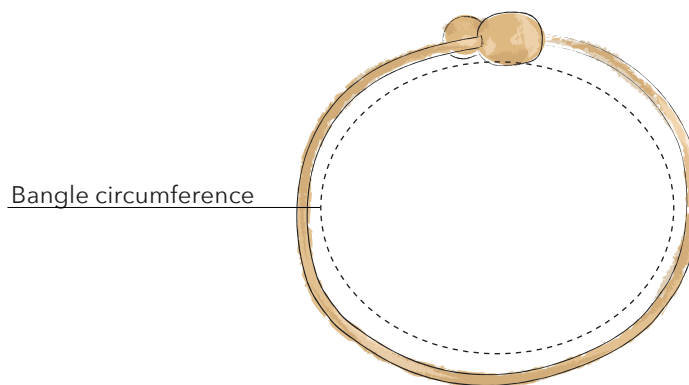
PLACE YOUR CREDIT CARD HERE

To determine your bangle size, we strongly advise that you measure the size of your wrist, using a flexible tailor’s tape. If you would like a tighter fit bracelet, consider sizing down to the smaller size. A minimum of 0.2 inches should be left between the wrist size and the bracelet size.

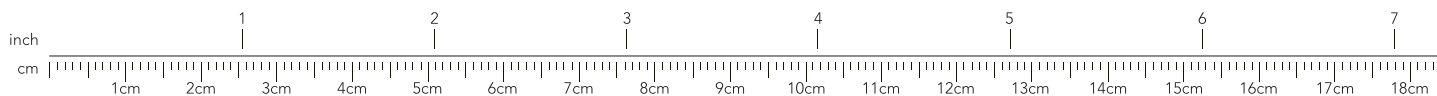
All Marco Bicego jewelry is handcrafted by our artisans, which may affect the length; hence, there might be a slight difference from the indicated length. Kindly note we have a tolerance of +/- 2 mm.

For more information or customized sizes, do not hesitate to contact our Customer Care service.

WRIST MEASURE	BANGLE CIRCUMFERENCE	SIZE
14 - 15 cm 5,5 - 5,9 in	15,7 cm 6,2 in	S
15 - 16 cm 5,9 - 6,3 in	16,5 cm 6,5 in	M
16 - 17 cm 6,3 - 6,7 in	17,4 cm 6,8 in	L
17 - 18 cm 6,7 - 7 in	18,3 cm 7,2 in	XL



Size	M
Wrist measure	15 - 16 cm / 5,9 - 6,3 in
Bangle circumference	16,5 cm / 6,5 in

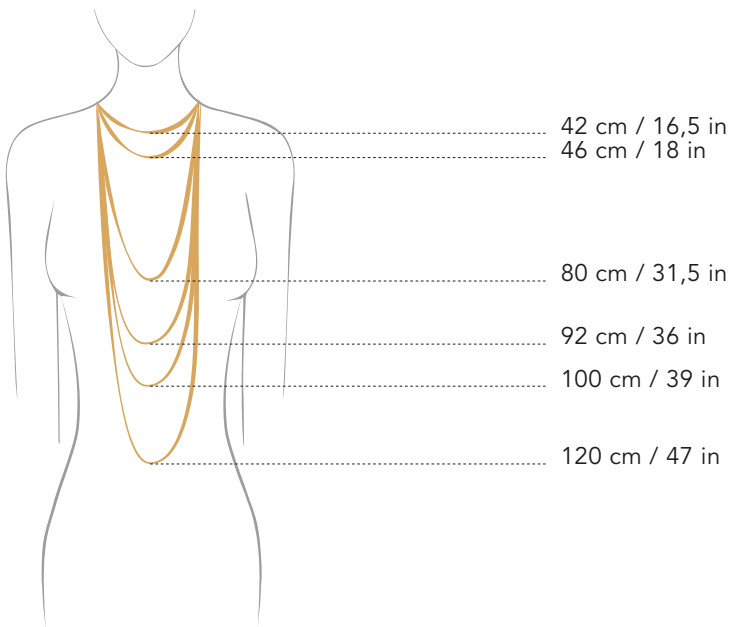


Before printing the provided ruler, assure that your scale is set to 100% in printer settings. To check that the format is in the correct scale, you can place your credit card. If the length corresponds, the format is correct.

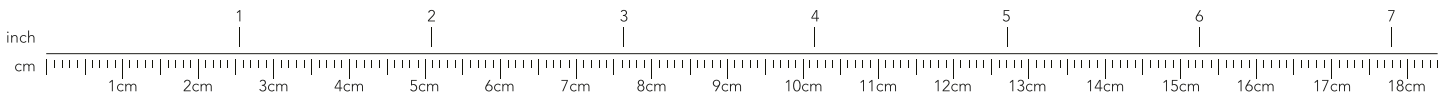



We offer a wide range of necklaces across our collections, including long chains, collars, pendants and multi strand necklaces. All single strand necklaces are measured end to end. For multi strand necklaces the length is measured using the shortest strand.

For more information or customized sizes, do not hesitate to contact our Customer Care service.



Necklace circumference 42 cm / 16,5 in



Before printing the provided ruler, assure that your scale is set to 100% in printer settings. To check that the format is in the correct scale, you can place your credit card. If the length corresponds, the format is correct.

